

5 Dimensional drawings

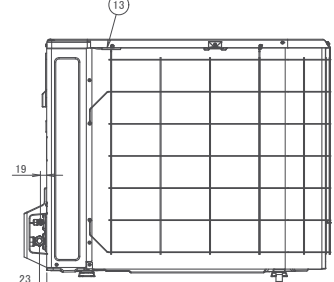
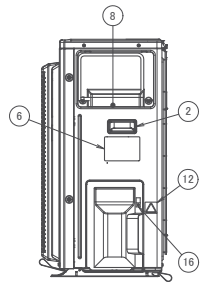
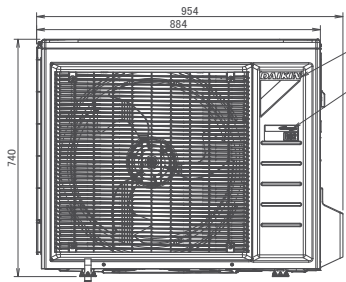
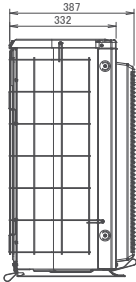
5 - 1 Dimensional Drawings

ERGA04-08DV3

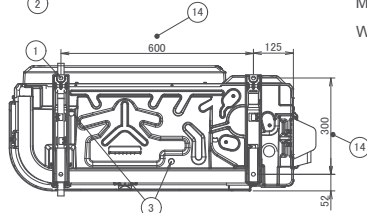
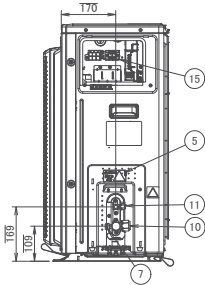
- ① 4 holes for anchor bolts
OR
- ② Handle
- ③ Drain outlet
- ④ Nameplate
- ⑤ Caution label
- ⑥ Manufacturer label
- ⑦ Service port

- ⑧ Wiring intake area
- ⑨ Brand name label
- ⑩ Gas stop valve
- ⑪ Liquid stop valve
- ⑫ Product liability label
- ⑬ Outdoor air temperature thermistor
- ⑭ Pitch of foundation bolt holes
- ⑮ Terminal strip with earth terminal

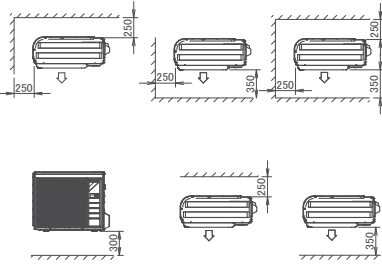
- ⑯ Wire clamp



In case of removing the stop valve cover.



Minimum space for air passage
Wall height on air outlet side < 1200 mm



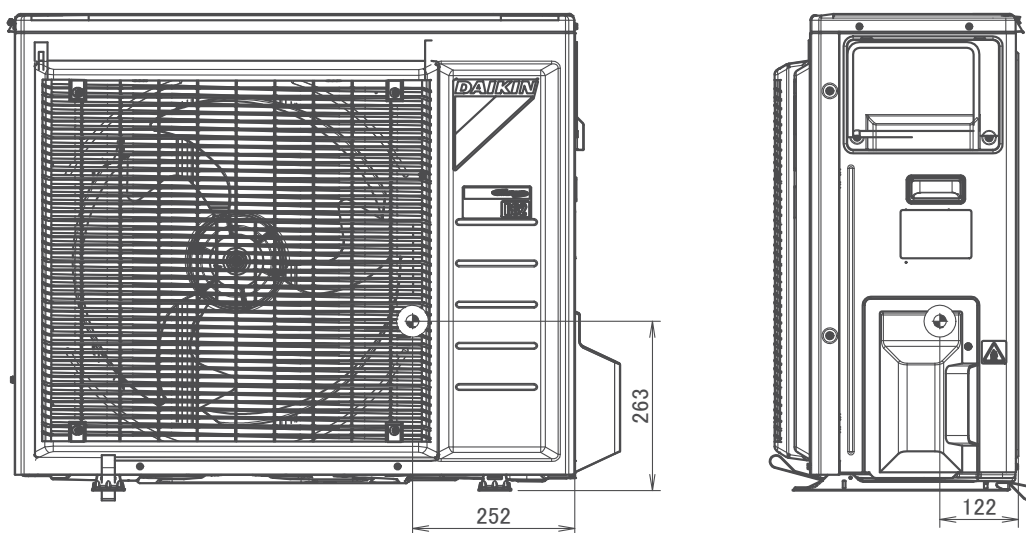
3D110277

6 Centre of gravity

6 - 1 Centre of Gravity

ERGA04-08DV3

6



4D111415